

# Jefferson County ESC Profile

**Operating Revenue:**  
**\$5,485,595**

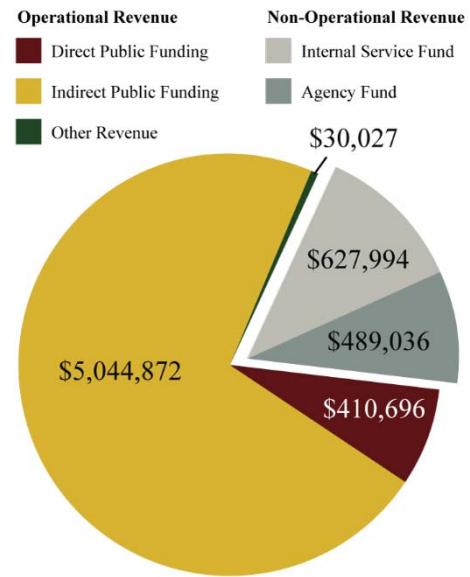
**Expenditures:**  
**\$5,427,309**

**FTEs:**  
**72.00**

## Revenue Generation Ratio

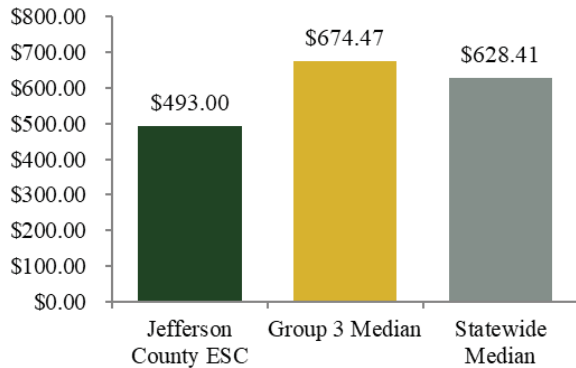


## Total Revenue by Source



This ESC collected an additional \$339,374 from local foundation deductions as part of its agreement with its member district(s). This amount is in excess of the required minimum direct funding and is therefore included within the indirect public funding.

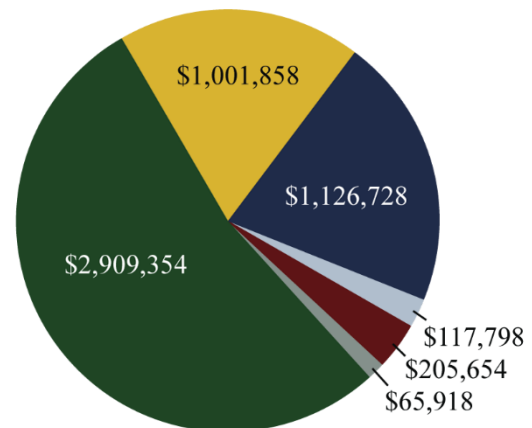
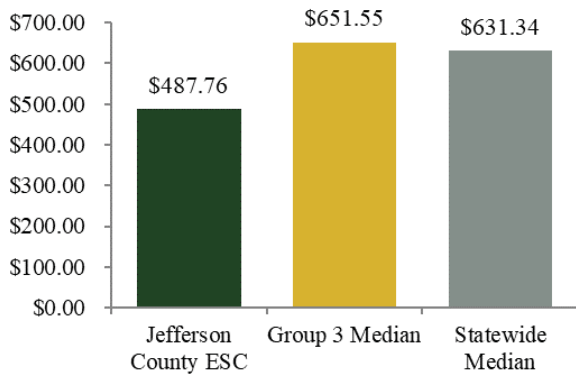
## Operating Revenue per Student



## Expenditures by Object



## Expenditures per Student



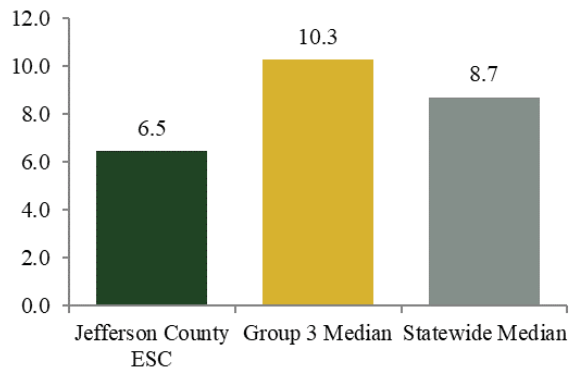
## Jefferson County ESC Profile (contd)

Operating Revenue:  
**\$5,485,595**

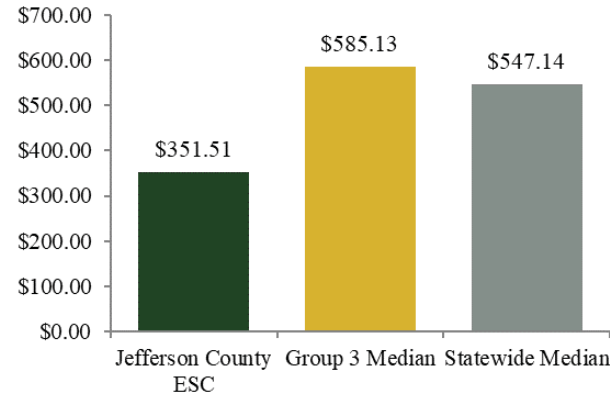
Expenditures:  
**\$5,427,309**

FTEs:  
**72.00**

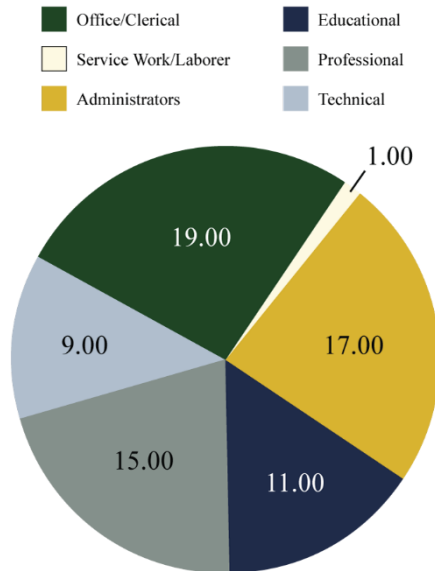
FTEs per 1,000 Students



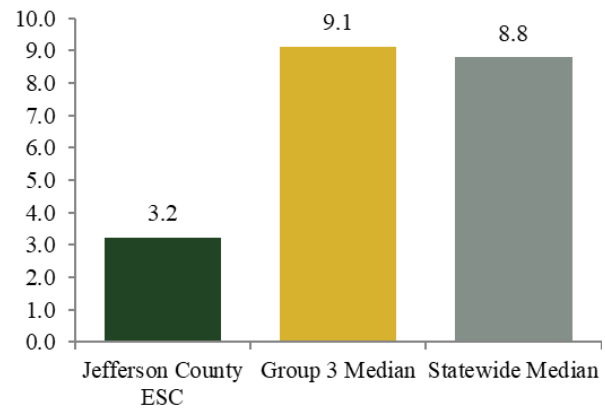
Personnel Cost per Student



FTEs by Category



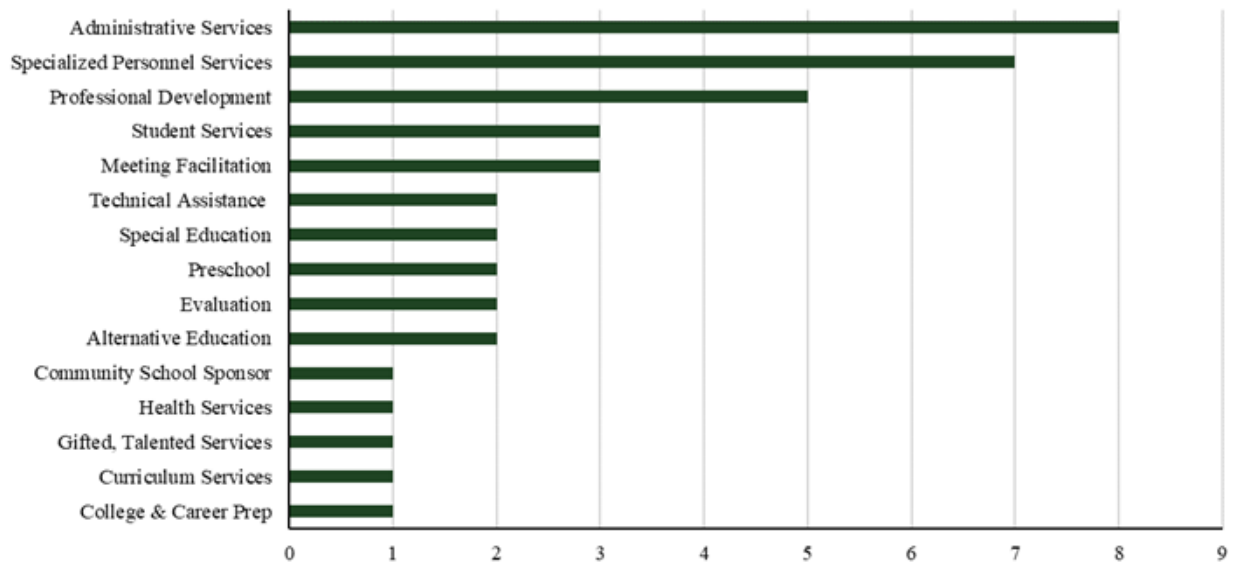
Non-administrative Staff per Administrator



## Jefferson County ESC Profile (contd)

Operating Revenue: <b>\$5,485,595</b>	Expenditures: <b>\$5,427,309</b>	FTEs: <b>72.00</b>
--	-------------------------------------	-----------------------

### Services Offered by Category



### Member District Data

Member District Name	Student Enrollment	District Type
Buckeye LSD	1,762	1
Edison LSD	1,514	1
Harrison Hills CSD	1,552	1
Indian Creek LSD	2,158	4
Southern LSD	826	1
Steubenville CSD	2,384	7
Toronto CSD	931	4